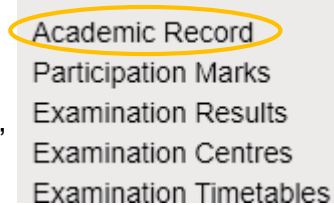


How do I access my Academic Record?

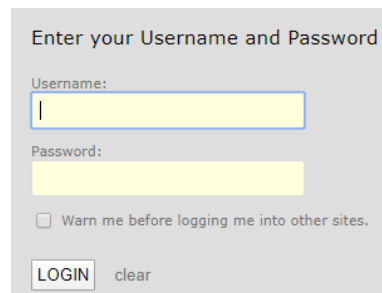
1

Visit the UODL's website:
<http://distance.nwu.ac.za/help>

Scroll to "**Assessment Information**"
 and click on "**Academic Record**"


2

Input your
 Username (*Student No*)
 and Password



Password Management

Have you forgotten your password or your pin?

Would you like to update your personal information?

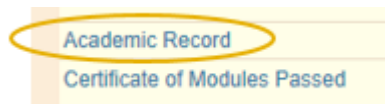
Visit this link:

<http://distance.nwu.ac.za/help>

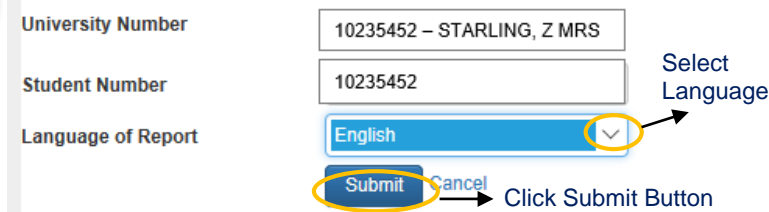
Go to "**Student Access**"

3

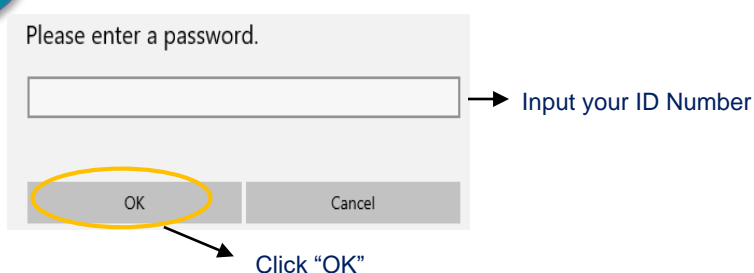
Locate and click on the
 "**Academic Record**"


4

Your information is now reflected


5

You will now be prompted to enter a password



Student 360

Did you know that via this portal you can access:

- Proof of Registration
- Application Status
- Registration Information
- Update your Personal Information

Visit:

<http://distance.nwu.ac.za/help>

Go to "**Student Access**" and click on "**Student 360**"